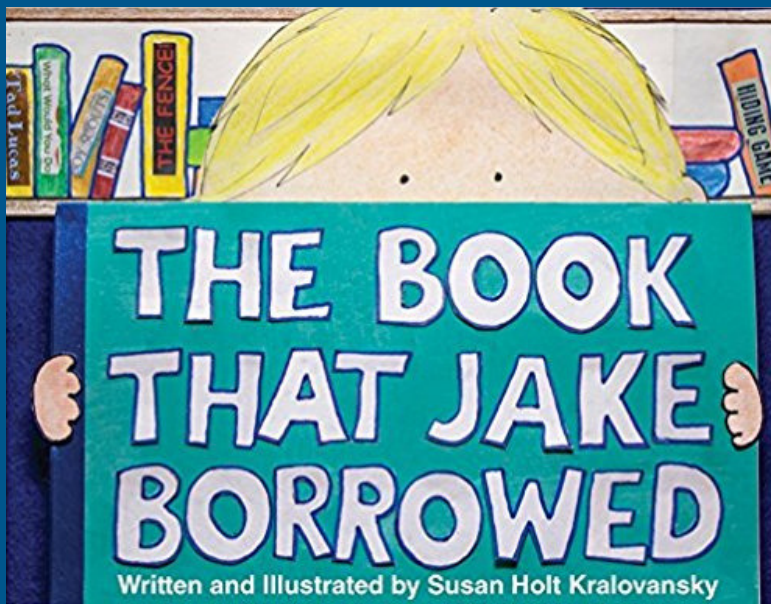


The Book That Jake Borrowed Activity Guide

The Book That Jake Borrowed



Written and
illustrated by
Susan Holt
Kralovansky

Jake and his library book are in a jam!
Celebrate books and reading with this charming picture
book—perfect for reading aloud—about the things you
should (and shouldn't!) do with books.

Summary:



Jake and his library book are in a sticky situation in this cumulative tale, an original adaptation of the classic *The House That Jack Built*. There's the jelly mishap that leads to the hungry rat, whose luck runs out when he's chased by the cat, all before a dog shows up and, that's that for the book Jake borrowed!

Discussion Questions Before Reading:



1. Who has been to the library?
2. Where was the library you visited?
3. The title of the book is *The Book That Jake Borrowed*. This is the story of a boy and his library book. What do you think is going to happen?
4. Look at the characters on the back cover. What do you think is going to happen to these characters?
4. What is the author's job?
5. What is the illustrator's job?

Questions After Reading:



1. Pause when you get to the jelly sandwich. Ask, "What could he have done to keep from making a mess?"

2. Why is the rat on Jake's library book? Where did it come from?

3. What happens when you check out a book? Has anything terrible ever happened to you and your library books?



4. What's happening in this illustration? Why is the librarian so sad? What is she going to do with those books?

5. Who else besides Jake likes library books? Should you let your pets read your library books?



Activities:

Book Care Lesson: No, No, Never!



Materials:

* A backpack or large bag to hold the following items:

* A bottle of water or a juice box

This will be a reminder to keep liquids away from books.

* Doll

A reminder to keep younger children and babies away from books.

* Candy

A reminder to keep food away from books.

* Roll of tape

A reminder to bring books to the librarian when they need to be repaired.

* Bookmark

A reminder to use a bookmark and never fold page corners.

* Pencil or crayons

A reminder to never mark in a book.

* Stuffed animal

A reminder to keep books away from pets.

* Scissors

A reminder to never cut, tear, or rip book pages.

Have two boxes, one marked **YES, YES, ALWAYS!** and the other marked **NO, NO, NEVER!** Let children take turns pulling items out of the backpack. As they pull out their object, decide together which box to place the item as you review the book rules.

***Crunched for time? Visit **Lessons by Sandy** for a Book Care Poster Set
<http://lessonsbyandy.com/store/book-care-poster-set-2>



Make a Center with another variation of this theme by having students sort pictures of book behaviors into No! No! or Yes! Yes! piles.



Read "No, David!" by David Shannon. Ask your students to come up with things David CAN do and CAN'T do to library books. You can either make a poster or a class book illustrating their ideas.



Have Your Own Library Week




Monday: Rock and Read

Have the students sign up for times to come to the library and sit in the librarian's chair to read.

Tuesday: Character Day

Have the students draw their favorite book characters to display in the library.



Wednesday: Audio Book Day

Record your own Audio Book by having the students read *THE BOOK JAKE BORROWED* aloud.

Ask students to make Audiobook posters advertising the Audio Books available.

Thursday: Mystery Reader Day

Invite adults the students will recognize - principal, counselor, art teacher, gym teacher, etc - to sign-up to read during library times. The Mystery Reader will be hidden from view as they read the title and the author of the book. They will then pause, giving the students the opportunity to guess the mystery reader. Then the mystery reader will step out and share the story with the children.


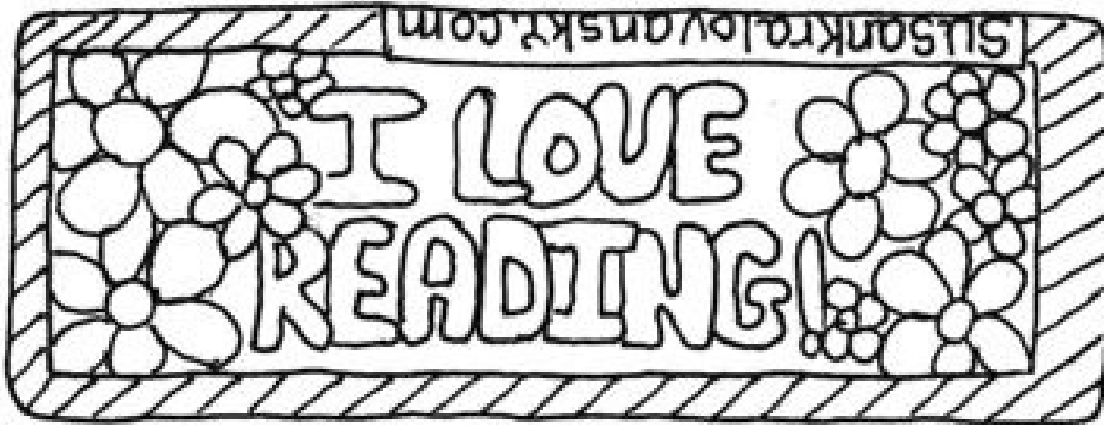

Friday: Bookmark Day


Invite the students to design a bookmark for the Book Care Rules Bookmark Contest. The winning bookmarks could be copied and placed in a basket for everyone to use.



Or, you can make copies of the bookmarks on page 5 for the children to color.









Please Return Your Books On Time!

Help Jake return his book before it's overdue by getting him through the maze to the library.



The Book That Jake Borrowed susankralovansky.com pelicanpub.com





My Reading Record

I loved this book! I would read it again and again! *****

I liked this book, but it doesn't get as many stars. **

This book was not my favorite. ☹️

Date	Title	Author	Rating

